



A6 Wear Parts Catalogue

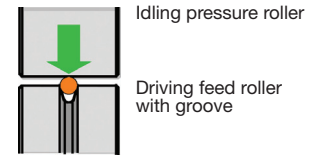
SECURE YOUR WELDING QUALITY AND
PRODUCTIVITY WITH ESAB ORIGINAL PARTS



A6 powerful feed rollers for SAW single or twin wire

Feed roller single wire

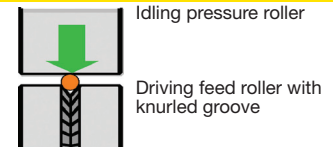

Wire dim.	Part No.
1.6 mm	0218 510 281
2.0 mm	0218 510 282
2.4-2.5 mm	0218 510 283
3.0-3.2 mm	0218 510 298
4.0 mm	0218 510 286
5.0 mm	0218 510 287
6.0 mm	0218 510 288



Pressure roller 0153 148 880

Feed roller, single wire, Knurled V-groove

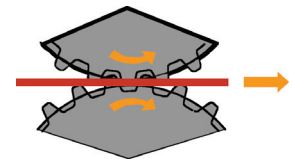

Wire dim.	Part No.
3.0-5.0 mm	0218 510 299



Pressure roller 0153 148 880

Feed roller, single wire with 2-roller drive, Knurled U-groove

Wire dim.	Part No.
Feed roller 0.8-1.6 mm	0146 024 880
2.0-4.0 mm	0146 024 881




Pressure roller	Part No.
0.8-1.6 mm	0146 025 880*
2.0-4.0 mm	0146 025 881*
*Shaft for pressure roller	0212 901 101

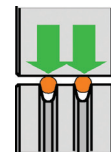
Geared driving feed and pressure roller with knurled groove e.g. soft Tubular wire

Feed roller Twin wire

Wire dim.	Part No.
2x1.2 mm	0218 522 486
2x1.6 mm	0218 522 488
2x2.0 mm	0218 522 484
2x2.4-2.5 mm	0218 522 480
2x3.0-3.2 mm	0218 522 481



Spherical Idling pressure roller for equal distributed pressure on the two wires



Feed roller Twin wire, Knurled U-groove

Wire dim.	Part No.
2x2.0-3.2 mm	0148 772 880

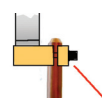
Pressure roller
Spherical type with shaft 0218 524 580

Driving feed with grooves for Twin wire system

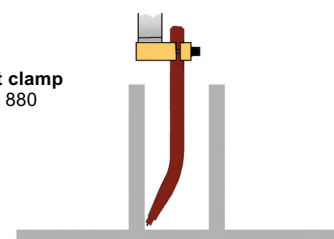
D20 Light duty system with superb access to narrow spaces

D20 Straight contact tube

Length	Part No.
100 mm	0413 510 003
190 mm	0413 510 002
260 mm	0413 510 001
500 mm	0413 510 004



D20 contact clamp
0334 571 880



D20 Bent contact tube 30 deg.

Length	Part No.
260 mm	0413 511 001
D20 contact clamp	0334 571 880

SAW Contact nozzles for Light duty system

SAW Contact nozzle M12 for single wire

Wire dim.

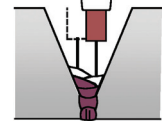
1.6 mm
2.0 mm
2.4-2.5 mm
3.0 mm
3.2 mm
4.0 mm

Part No.

0154 623 008
0154 623 007
0154 623 006
0154 623 005
0154 623 004
0154 623 003



D20 - Slim design for improved access into narrow V-joints



SAW Contact nozzle M6 for twin wire

Wire dim.

2x1.2 mm
2x1.6 mm
2x2.0 mm
2x2.4-2.5 mm

Part No.

0153 501 005
0153 501 007
0153 501 009
0153 501 010




Guide tubes
Spiral insert
Nozzle holder

0415 032 002
0334 279 001

0333 772 001

Contact nozzle x2



D35 Heavy duty system

D35 Straight contact tube

Length

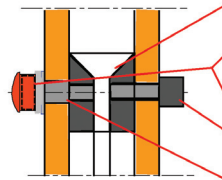
220 mm
275 mm
400 mm
500 mm
700 mm

Part No.

0417 959 880
0417 959 881
0417 959 882
0417 959 883
0417 959 884

Clamp half

0809 342 880



Ring 0417 979 001
Washer D 22x10.5x2
Spring washer D20/10.2x1.1
Screw M8x16
Bolt M8 0443 372 001

Contact jaws for Heavy duty system

SAW Contact jaws for single wire, Length 65 / 58 mm

Wire dim.

2.0 mm
2.4-2.5 mm
3.0-3.2 mm
4.0 mm
5.0 mm
6.0 mm

Part No.

0332 581 880
0332 581 881
0265 900 880
0265 900 882
0265 900 883
0265 900 884



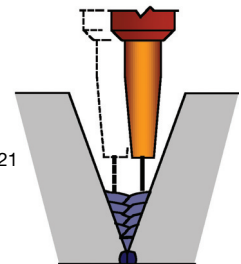
L=65 mm
0332 581 880-881



L=58 mm
0265 900 880-884

Long contact jaws 120 mm for improved access to deep joints

L=120 mm
0000 237 320-321



Length 120 mm

3.0-3.2 mm
4.0 mm

0000 237 320
0000 237 321

SAW Contact jaws for single wire, Length 75 mm

Wire dim.

1.6-3.2 mm

Part No.

0265 901 480



Durable contact jaws for all wire dimensions between 1.6 – 3.2 mm

SAW Contact jaws for twin wire, Length 58 mm

Wire dim.

2x1.6 mm
2x2.0 mm
2x3.0-3.2 mm

Part No.

0265 902 882
0265 902 881
0265 902 880

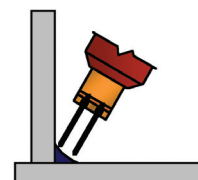


Guide tube for twin wire see next page

Length 73 mm with guide tube connection

2x1.6 mm
2x2.0 mm
2x3.0-3.2 mm

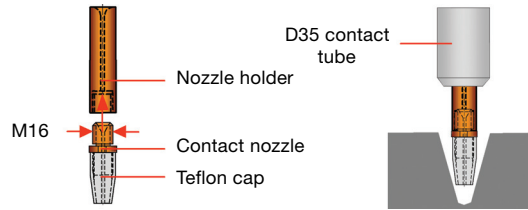
0808 650 882
0808 650 881
0808 650 880



SAW Insulated contact nozzles for access to narrow V-joint

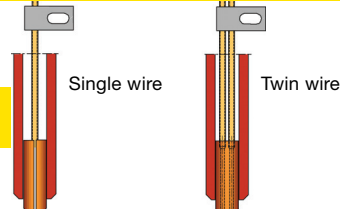
Insulated contact nozzle with teflon cap for narrow V-joints

Nozzle holder	0000 237 415
Nozzle w. cap 2.0 mm	0000 237 329
Nozzle w. cap 2.5 mm	0000 237 328
Nozzle w. cap 3.0 mm	0000 237 330
Nozzle w. cap 3.2 mm	0000 237 332
Nozzle w. cap 4.0 mm	0000 237 327
Teflon cap	0000 237 331



Guide tube single wire, max 3.2 mm

Length 750 mm, D6/4	0415 032 002*
Clamp	0218 514 001



*** Note**
Guide tube 750 mm to be cut to suit the length of contact tube.

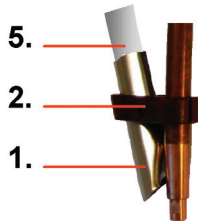
Guide tube twin wire

Length 750 mm, D6/4	0415 032 002*
Clamp	0218 518 201

E.g. 2 x 360 mm for 275 mm contact tube

Flux nozzle


D20 Contact tube



- 1. Tube
- 2. Clamp
- 5. Flux hose 0.5 m
- 5.1 Flux hose free length / m

- 0332 948 001
- 0333 094 880
- 0443 383 002
- 0443 383 001


D35 Contact tube



- 3. Flux nozzle, complete
- 3.1 Tube bent
- 3.2 Tube holder
- 5. Flux hose 0.5 m
- 5.1 Flux hose free length / m

- 0153 299 880
- 0153 296 001
- 0153 290 002
- 0443 383 002
- 0443 383 001


D20 Contact tube



- 2. Flux funnel complete
- 2.1 Insulation sleeve
- 5. Flux hose 0.5 m
- 5.1 Flux hose free length / m

- 0145 221 881
- 0333 667 001
- 0443 383 002
- 0443 383 001

D35 Contact tube



- 4. Flux funnel, complete
- 4.1 Insert
- 5. Flux hose 0.5 m
- 5.1 Flux hose free length / m

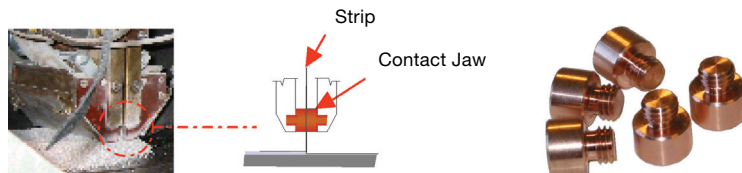
- 0254 900 880
- 0254 900 301
- 0443 383 002
- 0443 383 001

Contact jaws for SAW Cladding assembly

A6 SAW Cladding head

Contact jaws 0148 325 001

12 pcs required for complete assembly



ESAB AB
Welding Equipment
SE-695 81 LAXÅ, Sweden
Phone: +46 584-81000
Fax: +46 584-81243
www.esab.com

ESAB reserves the right to alter specifications without prior notice.
ESAB is approved according to ISO 9001:2000



ESAB 1904-2004